

Student Name:

Starters Skill Kit 2

SUPPLEMENTARY SKILL BUILDING FOR THE CAMBRIDGE YLE STARTERS 2 TEST PACK

Jason D. Renshaw

www.englishraven.com

Ewha ALS Changwon



Starter's Skill Kit 2

SUPPLEMENTARY SKILL BUILDING FOR THE CAMBRIDGE YLE STARTERS 2 TEST PACK



Jason D. Renshaw

© 2005 www.englishraven.com

Printed and distributed in Korea under license by Ewha ALS Changwon

*No part of this publication may be copied or redistributed for profit
without the express permission of the publisher.*

All Rights Reserved.

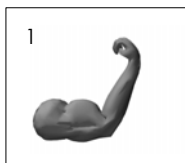





☺ Starters Word-Find A ☺

Can find the words? Circle each word and try to draw a picture of it!


c	o	w	a	l	b	a	d	y	d	o	b
c	s	m	c	g	i	r	r	a	f	e	e
r	h	i	p	p	o	z	o	m	e	c	o
o	i	c	h	j	k	h	a	i	r	h	h
c	r	e	i	b	i	r	d	r	x	i	s
o	t	a	h	m	o	u	s	e	d	c	r
d	u	c	k	o	l	p	v	p	w	k	e
i	d	d	t	n	a	h	p	e	l	e	g
l	e	n	a	k	n	o	s	e	f	n	n
e	f	a	o	e	a	r	h	h	r	t	i
g	c	h	g	y	y	s	s	s	o	i	f
s	n	a	k	e	m	e	i	r	g	g	s
m	o	u	t	h	n	q	f	o	c	e	t
f	e	e	t	s	p	i	d	e	r	r	u
s	s	e	r	d	s	u	i	t	o	o	f




arm




body



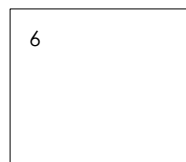
hat



ear



eye



foot





7	feet	8	hair	9	hand
10	head	11	leg	12	mouth
13	nose	14	finger	15	bird
16	cat	17	chicken	18	cow
19	crocodile	20	duck	21	dog
22	elephant	23	fish	24	frog
25	giraffe	26	goat	27	hippo
28	horse	29	lizard	30	monkey
31	mouse	32	mice	33	sheep
34	snake	35	spider	36	dress






Sentence Practice


Look at each sentence. Try to read it out loud. Then write it twice.

Ex. Put the shoe on the monkey.

 Put the shoe on the monkey.

 Put the shoe on the monkey.

1. Put the glasses on the elephant.

 Put the glasses on the elephant.



2. Put the trousers on the tiger.





3. Put the jacket on the lion.





Writing Medals:





Sentence Practice

Look at each sentence. Try to read it out loud. Then write it twice.

4. Put the sock on the horse.

 Put the sock on the horse.



5. Put the hat on the snake.



6. Put the skirt on the tiger.



7. There are many animals at the circus!



Writing Medals:





Sentence Practice

Look at each sentence. Try to read it out loud. Then write it twice.

8. Hello! What's your name?

 Hello! What's your name?



9. How do you spell that?



10. And how old are you?



11. Where do you live?



Writing Medals:





Sentence Practice

Look at each sentence. Try to read it out loud. Then write it twice.

12. Do you have a garden?

 Do you have a garden?



13. Where do you go to school?



14. I go to Red House School.



15. How many children are in your class?



Writing Medals:





Using Prepositions

Look at page 19 of your Starters Test book. Look at the lines. Circle the words to complete each sentence below, and then re-write the sentence correctly.

Ex. The book is

on
under

 the bookcase.

The book is on the bookcase.

1. The horse is

in
on

 the floor

on
next to

 the woman.

2. The photo is

under
on

 the table.

3. The clock is

in
on

 the wall

between
above

 the two pictures.

4. The doll is

next to
in

 the armchair.





Using Prepositions

Look at page 19 of your Starters Test book again. Try to make new sentences by circling words to complete each sentence. Then write the sentence correctly.

Ex. The car is

in
on

 the mat

in front of
behind

 the boy.

The car is on the mat in front of the boy.

5. The airplane is

in
on

 the cupboard.



6. The animals are

next to
on

 the shelves.



7. The big table is

behind
in front of

 the window.



8. The armchair is

above
next to

 the door.





Listen and Write

Listen carefully to the teacher and write numbers or names.


Also listen for the spelling of the names!

1.



.....

2.



.....

3.



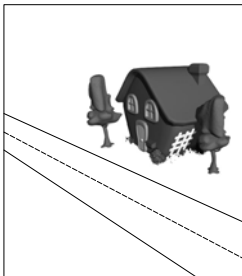
.....

4.



.....

5.



.....

6.



.....

7.



.....

8.



.....





Listen and Write

Listen carefully to your friend and write numbers or names.

Also listen for the spelling of the names!

Friend 1:

1.
2.
3.
4.
5.
6.
7.

Friend 2:

8.
9.
10.
11.
12.
13.
14.



 **Reading and Speaking** 

Look at the pictures on page 22 of your Starters test book.
Match the letters of the pictures (A/B/C) to the sentences, and then practice saying them!

- Ex. **A** Tom's friend is Ben. Ben is sitting on a chair and he's eating cake.
- C** Tom is dancing. He's dancing with one friend.
- B** Tom is dancing. He's dancing with three friends.
-

1. Ann is with her friends in the garden. She's taking a photo.
- Ann is in the living room. She's looking at photos with her friends.
- Ann is in the living room. She's reading a story with her friends.
-

2. Sue has brown hair. She's wearing a dress and a red hat.
- Jane has black hair. She's wearing shorts and a red hat.
- Jill has brown hair. She's wearing a red dress.
-

3. Nick is playing the piano. The teacher is standing next to the piano.
- Nick is standing next to the piano. He's talking to the teacher.
- The teacher is playing the piano. Nick is singing a song.
-

4. The cat is drinking milk. The cat likes milk.
- The cat is hungry. The cat is eating the fish.
- The cat is looking at the fish. The fish is scared!





Listening and Following Instructions


Glue your pictures here. Then listen to the teacher and work with your friends!







Reading/Drawing/Speaking


Look at the example. Then draw your own pictures to match the sentences!

Ex.  This is a tree.


Ex.  Is this a tree?


 No, this is not a tree!

1a.  This is a dress.


1b.  Is this a dress?


 No, this is not a dress!

2a.  This is a clock.

2b.  Is this a clock?

 No, this is not a clock!

3a.  This is a guitar.

3b.  Is this a guitar?

 No, this is not a guitar!





4a. This is a book.

4b. Is this a book?

↓
No, this is not a book!

5a. This is an apple.

5b. Is this an apple?

↓
No, this is not an apple!

6a. This is a baby.

6b. Is this a baby?

↓
No, this is not a baby!

7a. This is a sock.

7b. Is this a sock?

↓
No, this is not a sock!

8a. This is a pear.

8b. Is this a pear?

↓
No, this is not a pear!





Reading and Writing

Look at the picture on page 27 of your test book. Make YES and NO sentences!

Ex.

YES

There are four children.

NO

There are two children.

1.

YES

NO

One monster is drinking.

2.

YES

A woman is playing piano.

NO

3.

YES

NO

All the children are wearing hats.

4.

YES

NO

The monster with glasses is singing.

5.

YES

All the monsters have two heads.

NO






 **Reading and Spelling** 

Ask the teacher about new words you want to spell in English. Draw a picture of the word and then work with the class to spell it out correctly.

1.




How do you spell that?

2.



How do you spell that?

3.



How do you spell that?

4.



How do you spell that?

5.



How do you spell that?





6.

How do you spell that?

--	--	--	--	--	--	--	--	--	--	--

7.

How do you spell that?

--	--	--	--	--	--	--	--	--	--	--

8.

How do you spell that?

--	--	--	--	--	--	--	--	--	--	--

9.

How do you spell that?

--	--	--	--	--	--	--	--	--	--	--

10.

How do you spell that?

--	--	--	--	--	--	--	--	--	--	--

11.

How do you spell that?

--	--	--	--	--	--	--	--	--	--	--





12.

How do you spell that?

--	--	--	--	--	--	--	--	--	--	--

13.

How do you spell that?

--	--	--	--	--	--	--	--	--	--	--

14.

How do you spell that?

--	--	--	--	--	--	--	--	--	--	--

15.

How do you spell that?

--	--	--	--	--	--	--	--	--	--	--

16.

How do you spell that?

--	--	--	--	--	--	--	--	--	--	--

17.

How do you spell that?

--	--	--	--	--	--	--	--	--	--	--






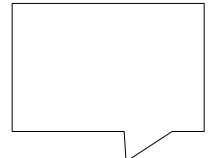
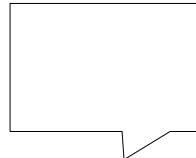
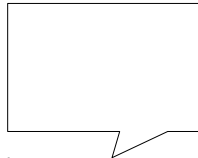
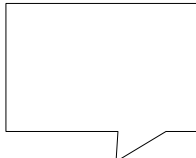
Reading and Vocabulary

Read the story from page 29 of your test book. Try to draw pictures in the boxes!

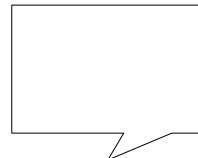
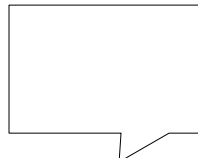
What am I?





My name is May. I live in a small **house** with Ann and



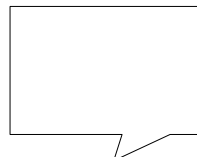

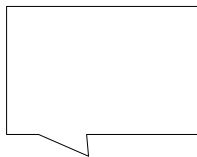
her **mummy** and **daddy**. I've got two **legs** and two **arms**.




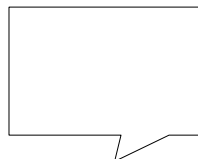
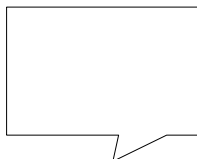
I've got long, yellow **hair** and brown **eyes**. I wear a



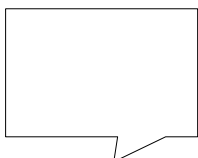
beautiful **dress** and white **shoes**. I am very old. I can't



read, write, or **speak**. In the **day**, I sit next to the

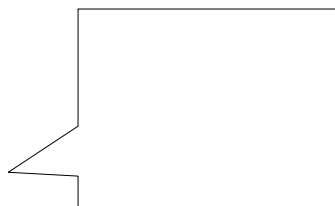


window in Ann's **bedroom**. At night, I sleep with Ann in



her **bed**.

What am I? I am a **doll!**





Questions and Answers

Look at the pictures on page 30 and 31 in your test book.

Try to choose the correct answer for each question.

Picture 1 on page 30

Ex. Where are the children?

(A) in the house

in the garden

(B) in the garden

(C) in the tree

1. How many children are there?

(A) one

(B) two

(C) three

2. Where is the bird?

(A) under the fence

(B) in the fence

(C) on the fence

3. Where is the cat?

(A) behind the girl

(B) on the fence

(C) behind the tree

4. How many bushes can you see?

(A) two

(B) three

(C) four





Questions and Answers

Picture 2 on page 31

5. What are the children doing?



(A) playing with the ball

(B) pointing at the bird

(C) pointing at the cat

6. Why is the cat in the tree?



(A) because it is happy

(B) because it is scared

(C) because it is sleepy

7. Do cats like to eat fish?



(A) Yes, they are

(B) No, they do not

(C) Yes, they do

Picture 3 on page 31

8. Where is the cat now?



(A) with the boy

(B) with the woman

(C) in the tree

9. What is the cat doing?



(A) eating the boy

(B) eating the ball

(C) eating the fish

10. Where is the bird?



(A) in the tree

(B) under the tree

(C) on the fence



  **Look, Read and Draw** 

Look at the picture on page 51 of your test book. Read the sentences below.

Draw the picture again and change it so the sentences are true.

1.

	There is a snake next to the tree.
--	------------------------------------
2.

	There is a cake between the woman and the man.
--	--
3.

	There is a handbag under the helicopter.
--	--
4.

	The three birds are white.
--	----------------------------
5.

	There are seven fish in the water.
--	------------------------------------
6.

	The girl is wearing sunglasses.
--	---------------------------------
7.

	There is a dog playing on the beach.
--	--------------------------------------





  **Finding Out** 

Write an answer for each question.

Question:	My answer to this question:
1. What is your name?	<hr/> <hr/> <hr/> <hr/>
2. Do you live in a big house or a small house?	<hr/> <hr/> <hr/> <hr/>
3. How many rooms are there in your house?	<hr/> <hr/> <hr/> <hr/>
4. What sports do you like?	<hr/> <hr/> <hr/> <hr/>
5. What's your favorite food?	<hr/> <hr/> <hr/> <hr/>





  **Finding Out** 

Now ask three friends and write down their answers.

	Student 1:	Student 2:	Student 3:
1.	<hr/> <hr/> <hr/> <hr/>	<hr/> <hr/> <hr/> <hr/>	<hr/> <hr/> <hr/> <hr/>
2.	<hr/> <hr/> <hr/> <hr/>	<hr/> <hr/> <hr/> <hr/>	<hr/> <hr/> <hr/> <hr/>
3.	<hr/> <hr/> <hr/> <hr/>	<hr/> <hr/> <hr/> <hr/>	<hr/> <hr/> <hr/> <hr/>
4.	<hr/> <hr/> <hr/> <hr/>	<hr/> <hr/> <hr/> <hr/>	<hr/> <hr/> <hr/> <hr/>
5.	<hr/> <hr/> <hr/> <hr/>	<hr/> <hr/> <hr/> <hr/>	<hr/> <hr/> <hr/> <hr/>





☺ Starters Word-Find B ☺

Can find the words? Circle each word and try to draw a picture of it!

a	b	b	k	d	r	a	o	b	p	u	c
s	o	t	c	d	r	e	s	s	o	c	a
k	o	r	o	n	e	d	r	a	g	x	r
i	k	o	l	g	o	r	s	k	l	i	m
r	c	u	c	l	l	h	a	t	o	y	c
t	a	s	l	r	i	a	b	e	d	j	h
a	s	e	o	r	e	n	s	d	w	e	a
m	e	r	t	e	f	d	e	s	k	a	i
o	d	s	h	s	l	b	p	p	e	n	r
o	o	e	e	u	o	a	f	m	g	s	a
r	o	e	s	o	w	g	c	h	a	i	r
h	r	o	h	h	e	i	h	a	l	l	e
t	f	j	t	t	r	i	h	s	T	k	m
a	j	a	c	k	e	t	k	c	o	s	a
b	b	s	h	o	e	e	l	b	a	t	c

1

clothes

2

dress

3

hat

4

shoe

5

T-shirt

6

shirt





7	jeans	8	wear	9	skirt
10	handbag	11	trousers	12	jacket
13	sock	14	glasses	15	armchair
16	bath	17	bathroom	18	bed
19	bookcase	20	box	21	camera
22	chair	23	cupboard	24	clock
25	doll	26	flower	27	garden
28	house	29	mat	30	sofa
31	table	32	lamp	33	trees
34	hall	35	door	36	toy






Sentence Practice


Look at each sentence. Try to read it out loud. Then write it twice.

Ex. The pencil is on the boy's desk.

 The pencil is on the boy's desk.

 The pencil is on the boy's desk.

1. The banana is on the teacher's desk.

 The banana is on the teacher's desk.



2. The mouse is in the boy's bag.





3. The ruler is under the girl's desk.





Writing Medals:





Sentence Practice

Look at each sentence. Try to read it out loud. Then write it twice.

4. The picture of the body is on the board.

The picture of the body is on the board.



5. The eraser is on the floor.



6. How do you spell that?



7. Is John watching a game of soccer?



Writing Medals:





Sentence Practice

Look at each sentence. Try to read it out loud. Then write it twice.

8. Is he playing at school?

 **Is he playing at school?**



9. She's drawing a picture in her book.



10. Pat's sister is throwing a ball.



11. Is Sam walking to school?



Writing Medals:





Sentence Practice

Look at each sentence. Try to read it out loud. Then write it twice.

12. He's wearing a red hat.

 He's wearing a red hat.



13. They're looking at clothes.



14. Can you see the boy?




15. Color the boy's shoes blue.



Writing Medals:





76

kitchen

kitchen

77

bedroom

bedroom

78

bathroom

bathroom

79

living room


living room

80

dining room

dining room





81

ruler

ruler

82

pencil

pencil

83

pen

pen

84

page


page

85

test

test





86

doll

doll

87

camera

camera

88

toy car

toy car

89

piano


piano

90

radio

radio





91

morning

morning

92

lunch

lunch

93

afternoon

afternoon

94

dinner

dinner

95


night

night





WORD COUNT:	100
TEACHER:	
DATE:	



96	long			
				long

97	short			
				short

98	good			
				good


99	bad			
				bad

100	wrong			
				wrong






SPELLING SCORE:	/25
TEACHER:	
DATE:	



Spelling Test 76-100

#	Word/Spelling:
1	
2	
3	
4	
5	
6	
7	
8	
9	
10	
11	
12	
13	
14	
15	

#	Word/Spelling:
16	
17	
18	
19	
20	
21	
22	
23	
24	
25	




How many words did you get right?
Put your score in the treasure chest!





WORD COUNT:	105
TEACHER:	
DATE:	



101	go			
				go


102	ride			
				ride

103	know			
				know

104	understand			
				understand

105	stand (up)			
				stand (up)





106

add

add

107

ask

ask

108

like

like

109

listen (to)

listen (to)

110


pick (up)

pick (up)





WORD COUNT:	115
TEACHER:	
DATE:	



111	monkey			
				monkey


112	mouse			
				mouse

113	sheep			
				sheep

114	snake			
				snake

115	spider			
				spider





116

lime

lime

117

mango

mango

118

meat

meat

119

milk

milk

120


onion

onion





WORD COUNT:	125
TEACHER:	
DATE:	



121	sofa			
				sofa

122	bookcase			
				bookcase

123	cupboard			
				cupboard


124	mirror			
				mirror

125	table			
				table






SPELLING SCORE:	/25
TEACHER:	
DATE:	



Spelling Test 101-125


#	Word/Spelling:
1	
2	
3	
4	
5	
6	
7	
8	
9	
10	
11	
12	
13	
14	
15	

#	Word/Spelling:
16	
17	
18	
19	
20	
21	
22	
23	
24	
25	



How many words did you get right?
Put your score in the treasure chest!





126

photo

photo

127

television

television

128

toy

toy

129

story

story

130


drawing

drawing





WORD COUNT:	135
TEACHER:	
DATE:	



131	bag			
				bag


132	robot			
				robot

133	monster			
				monster

134	sea			
				sea

135	sun			
				sun





136

old

old

137

young

young

138

new

new

139

computer


computer

140

breakfast

breakfast





141

he

he

142

she

she

143

they

they

144

you


you

145

me

me





146

orange

orange

147

pear

pear

148

rice

rice

149

sausage

sausage

150


tomato

tomato






SPELLING SCORE:	/25
TEACHER:	
DATE:	



Spelling Test 126-150

#	Word/Spelling:
1	
2	
3	
4	
5	
6	
7	
8	
9	
10	
11	
12	
13	
14	
15	

#	Word/Spelling:
16	
17	
18	
19	
20	
21	
22	
23	
24	
25	



How many words did you get right?
Put your score in the treasure chest!



