

Student Name:

Movers Skill Kit 2

SUPPLEMENTARY SKILL BUILDING FOR THE CAMBRIDGE YLE MOVERS 2 TEST PACK

Jason D. Renshaw

www.englishraven.com

Ewha ALS Changwon



Mover's Skill Kit 2

SUPPLEMENTARY SKILL BUILDING FOR THE CAMBRIDGE YLE MOVERS 2 TEST PACK



Jason D. Renshaw

© 2005 www.englishraven.com

Printed and distributed in Korea under license by Ewha ALS Changwon

*No part of this publication may be copied or redistributed for profit
without the express permission of the publisher.*

All Rights Reserved.






☺ Movers Word-Find A ☺

Can find the words? Circle each word and try to draw a picture of it!


d	o	c	i	n	e	m	a	p	n	a	b
a	t	o	w	e	l	n	w	o	l	c	p
d	e	p	z	c	p	a	s	t	a	a	l
k	a	i	b	i	h	s	e	a	r	c	a
o	c	r	r	s	e	e	d	k	t	o	y
o	h	a	e	l	f	i	s	h	b	d	g
l	e	t	a	a	i	l	e	t	a	f	r
b	r	e	d	n	k	b	i	o	g	g	o
l	u	h	e	d	r	i	r	a	c	j	u
a	t	y	b	o	o	k	c	a	s	e	n
n	i	g	h	t	w	k	h	l	r	m	d
k	u	n	o	a	e	h	o	t	p	y	j
e	r	g	e	l	m	c	o	l	d	q	u
t	f	r	s	l	o	t	s	s	w	i	m
h	t	a	b	u	h	v	e	y	a	l	p




1 library




2 map



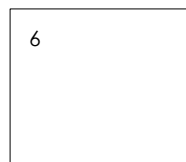
3 blanket



4 bookcase



5 playground



6 towel





7

homework

8

park

9

road

10

lesson

11

choose

12

bed

13

cold

14

night

15

bath

16

teacher

17

clown

18

buy

19

pirate

20

sail

21

island

22

chest

23

look

24

cinema

25

bag

26

fruit

27

bread

28

pasta

29

tall

30

jump

31

leg

32

dad

33

car

34

sea

35

swim

36

fish





Story Writing

Look at the story on page 66 of your test book. Write the story in four sections.

Story Title:

Picture 1

Four horizontal lines for writing the first section of the story.

Picture 2

Four horizontal lines for writing the second section of the story.

Picture 3

Four horizontal lines for writing the third section of the story.

Picture 4

Four horizontal lines for writing the fourth section of the story.

Evaluation:

/ 20



19-20 16-18 14-15 10-13 5-9 2-4 0-1

A+ **A** **B** **C** **D** **E**





Writing: Describing People and Actions

Find the people on page 24 of your test book.

Who are they? What do they look like? What are they doing and where are they doing it?

1.

Name:

What does this person look like?

What is this person doing and where is he/she doing it?

2.

Name:

What does this person look like?

What is this person doing and where is he/she doing it?

3.

Name:

What does this person look like?

What is this person doing and where is he/she doing it?





4.

Name:

What does this person look like?

What is this person doing and where is he/she doing it?

5.

Name:

What does this person look like?

What is this person doing and where is he/she doing it?

6.


Name:

What does this person look like?

What is this person doing and where is he/she doing it?

Evaluation:

/ 20



19-20 16-18 14-15 10-13 5-9 2-4 0-1
A+ A B C D E





Finding Out

Write an answer for each question.

Question:	My answer to this question:
1. How old are you?	<hr/> <hr/> <hr/> <hr/>
2. On your birthday, what did you get from your Mom and Dad?	<hr/> <hr/> <hr/> <hr/>
3. On your birthday, what did you get from your brother or sister?	<hr/> <hr/> <hr/> <hr/>
4. How old is your brother or sister?	<hr/> <hr/> <hr/> <hr/>
5. What's your brother or sister's name?	<hr/> <hr/> <hr/> <hr/>

Question Formation

Effort/Cooperation

Clarity and Fluency

Grammar/Accuracy

/ 5

/ 5

/ 5

/ 5





Finding Out

Now ask three friends and write down their answers.

	Student 1:	Student 2:	Student 3:
1.	<hr/> <hr/> <hr/> <hr/>	<hr/> <hr/> <hr/> <hr/>	<hr/> <hr/> <hr/> <hr/>
2.	<hr/> <hr/> <hr/> <hr/>	<hr/> <hr/> <hr/> <hr/>	<hr/> <hr/> <hr/> <hr/>
3.	<hr/> <hr/> <hr/> <hr/>	<hr/> <hr/> <hr/> <hr/>	<hr/> <hr/> <hr/> <hr/>
4.	<hr/> <hr/> <hr/> <hr/>	<hr/> <hr/> <hr/> <hr/>	<hr/> <hr/> <hr/> <hr/>
5.	<hr/> <hr/> <hr/> <hr/>	<hr/> <hr/> <hr/> <hr/>	<hr/> <hr/> <hr/> <hr/>

Evaluation: / 20 → **A+** **A** **B** **C** **D** **E**

19-20 16-18 14-15 10-13 5-9 2-4 0-1





Finding Out Report (Homework)

Write a birthday information note about you and each of the three students you spoke to.

1.
Me

Name:
How old?
From Mom and Dad?
From brother or sister?
Age of brother or sister?
Brother or sister's name?

2.
Friend #1

Name:
How old?
From Mom and Dad?
From brother or sister?
Age of brother or sister?
Brother or sister's name?





3.
Friend #2

Name:

How old?

From Mom and Dad?

From brother or sister?

Age of brother or sister?

Brother or sister's name?

4.
Friend #3

Name:

How old?

From Mom and Dad?

From brother or sister?

Age of brother or sister?

Brother or sister's name?

Evaluation:

20

 →

19-20	16-18	14-15	10-13	5-9	2-4	0-1
A+	A	B	C	D	E	





Reading and Writing: What did she do last week?

Look at page 26 of your test book and the script below. What did Jill do last week?

<p>Listening Script:</p> <p>Boy: What did you do on Saturday? Jill: Saturday? I helped my Mum and Dad. Boy: Did you help them in the house? Jill: No. I helped them in the garden.</p>	<p>On Tuesday, Jill...</p>
<p>Boy: What did you do on Tuesday? Jill: I went shopping with my Mum. Boy: Where? In the market? Jill: No, not in the market. Boy: Well, where did you go then? Jill: The supermarket.</p>	<p>On Wednesday, Jill...</p>
<p>Boy: Where were you on Sunday? Jill: I was at home. Boy: It was sunny on Sunday. Did you play outside? Jill: Yes, we played football in the garden. Boy: Who with? Jill: My brothers.</p>	<p>On Thursday, Jill...</p>
<p>Boy: I saw you on Friday. Jill: Did you? Where? Boy: In the shoe shop. Jill: Oh, yes. I went with my Mum. Boy: Did you buy any shoes? Jill: No, I didn't like any there.</p>	<p>On Friday, Jill...</p>
<p>Boy: Were you at home on Wednesday? Jill: Yes. I was at home after school. Boy: Did you do your homework? Jill: No, I didn't. I played in the garden. Boy: With your brothers? Jill: No, with my sister.</p>	<p>On Saturday, Jill...</p>
<p>Boy: Did you play tennis on Thursday? Jill: No, it rained. Boy: Did you go shopping? Jill: Er... no... Oh, I know! I watched the football on TV!</p>	<p>On Sunday, Jill...</p>





Now write the script again, going from Sunday back through to Tuesday. Add something new to talk about what Jill did on Monday.

Sunday	Boy: Where were you on Sunday?
	Jill: I was at home.
	Boy: It was sunny on Sunday. Did you play outside?
	Jill: Yes, we played football in the garden.
	Boy: Who with?
	Jill: My brothers.
Saturday	
Friday	

Evaluation: → **A+** **A** **B** **C** **D** **E**





Thursday

Wednesday

Tuesday

Monday





Sentence Building

Look at the pictures on page 27 and 28 of your test book.
Use the words in the box to make a sentence about each picture.

Ex. **A** I a lunch burger some French Fries ate for and

B for ate hamburger lunch a I

C I a milk and hamburger some and had some for lunch French Fries

1. **A** with basketball my two I brothers my sisters played two and

B I with my basketball four played brothers

C friends I at baseball my played with school





2. **A** I and some saw at the monkeys lions zoo a few



B pandas saw some and I a few at the lions zoo



C I pandas some at a lot of monkeys the zoo and saw



3. **A** and for pears I have milk, apples breakfast bread,



B I bread and have milk for just breakfast



C I milk, have breakfast bread, apples, bananas and pears for







4.

A

Peter's a a cat, dog, a and now got a rabbit parrot



B

a got cat, a now dog and a Peter's rabbit



C

Peter's parrot got a and now rabbit a



5.

A

I a big the house a lake in next to mountains in live



B

I live in next in a house to lake the small a countryside




C

I live in lake in house next to a the a small mountains



Evaluation:

/ 20



19-20	16-18	14-15	10-13	5-9	2-4	0-1
A+	A	B	C	D	E	





Listening and Following Instructions

Glue your pictures here. Then listen to the teacher and work with your friends!





Making Clues

Draw 6 pictures of things in the boxes on the left.
In scrambled order, make 6 clues for the pictures on the lines to the right.

A.

1. _____

B.

2. _____

C.

3. _____

D.

4. _____

E.

5. _____

F.

6. _____





Writing and Speaking

Make three true and three false sentences about the picture on page 32.
Check your sentences with the teacher and then try them with your friends!

1. _____

YES	NO
-----	----

2. _____

YES	NO
-----	----

3. _____

YES	NO
-----	----

4. _____

YES	NO
-----	----

5. _____

YES	NO
-----	----

6. _____

YES	NO
-----	----

Evaluation:

/ 20

 →

19-20	16-18	14-15	10-13	5-9	2-4	0-1
A+	A	B	C	D	E	



 **Reading and Writing: Prompts and Responses**

Write the answer for each question/prompt using pages 34–35 of your test book.

Then make questions/prompts for the other answers.

Ex. **Aunt Jill:** Hello, Jane.

Jane: Hello, Aunt Jill.

Aunt Jill: *How are you, Jane?*

Jane: Very well, thank you.

Aunt Jill: *Would you like some ice cream, Jane?*

Jane: Yes, please.

1. **Aunt Jill:** _____

Jane: After school.

Aunt Jill: _____

Jane: No, I'm not.

Aunt Jill: _____

Jane: To my friend's house.





2. **Aunt Jill:** _____

Jane: Happy Birthday!

Aunt Jill: _____

Jane: Yes, John's 16.

Aunt Jill: _____

Jane: It's there.

3. **Aunt Jill:** _____

Jane: Yes, I needed some.

Aunt Jill: _____

Jane: Shall I come with you?

Aunt Jill: _____

Jane: I haven't got any.

4. **Aunt Jill:** _____

Jane: I washed them

Aunt Jill: _____

Jane: Thank you. It's my brother's.

Aunt Jill: _____

Jane: Thank you. Mum did it.





5. Aunt Jill: _____

Jane: I'd like to.

Aunt Jill: _____

Jane: Yes, I want it.

Aunt Jill: _____

Jane: Yes, please.

6. Aunt Jill: _____

Jane: Thank you.

Aunt Jill: _____

Jane: I think so.


Aunt Jill: _____

Jane: It's raining.

Evaluation: →


19-20	16-18	14-15	10-13	5-9	2-4	0-1
A+	A	B	C	D	E	





Lined writing area consisting of 15 horizontal lines.





Lined writing area with horizontal lines for text entry.

Evaluation:

/	20
---	----

 →

19-20	16-18	14-15	10-13	5-9	2-4	0-1
A+	A	B	C	D	E	F




 **Listening/Writing: Dictation** 

Think about the passage you read in the test about crocodiles.
Listen to the teacher and try to write out the passage exactly as you hear it.

Dictation

Evaluation:



19-20

16-18

14-15

10-13

5-9

2-4

0-1

A+**A****B****C****D****E****F**



👁 Writing and Speaking: Telling the story 🗨💡

Work in a group with other students. Choose character names for the story together.

Then write your part of the story and copy down the other parts from your friends.

Story Part 1

Think about it...

- Where are they?
- What is she doing?
- What is he playing with?
- What's on the table?

Story Part 2

Think about it...

- What's she doing?
- What does she want?
- Where is she going?
- What is he doing?





Story Part 3

Think about it...

What's she taking?
 What is he doing?
 Does he see her?
 Is she being good?
 What might happen?

Story Part 4

Think about it...

What is she saying?
 What is he thinking?
 What is she doing?

Writing: / 20 → 19-20 16-18 14-15 10-13 5-9 2-4 0-1
A+ A B C D E F

Speaking: / 20 → 19-20 16-18 14-15 10-13 5-9 2-4 0-1
A+ A B C D E F





Look, Write and Speak

Look at the different pictures on page 71 of your test book.

Use the model to say why each thing is different from the others. Then ask your friend.

Ex.

lemon
pineapple
book
orange

I think the book is different because
 the other three things are fruit.
 You can eat fruit but you can't eat a
 book.

1.

tomato
telephone
dress
spider

2.

girl swimming (sea)
girl horse riding
swimming (river)
swimming (pool)

3.

hippo on table
kangaroo on table
crocodile on table
rabbit under table





What my friend thinks...

1.

tomato
telephone
dress
spider

2.

girl swimming (sea)
girl horse riding
swimming (river)
swimming (pool)

3.

hippo on table
kangaroo on table
crocodile on table
rabbit under table

Evaluation:

/ 20

 →

19-20	16-18	14-15	10-13	5-9	2-4	0-1
A+	A	B	C	D	E	F





Finding Out

Write an answer for each question.

Question:	My answer to this question:
1. Where do you go at the weekend?	<hr/> <hr/> <hr/> <hr/>
2. Who do you go there with?	<hr/> <hr/> <hr/> <hr/>
3. Where do you like going in the holidays?	<hr/> <hr/> <hr/> <hr/>
4. Tell me about your school.	<hr/> <hr/> <hr/> <hr/>
5. Tell me about your family.	<hr/> <hr/> <hr/> <hr/>

Question Formation

Effort/Cooperation

Clarity and Fluency

Grammar/Accuracy

— / 5

— / 5

— / 5

— / 5 —>





Finding Out

Now ask three friends and write down their answers.

	Student 1:	Student 2:	Student 3:
1.	<hr/> <hr/> <hr/> <hr/>	<hr/> <hr/> <hr/> <hr/>	<hr/> <hr/> <hr/> <hr/>
2.	<hr/> <hr/> <hr/> <hr/>	<hr/> <hr/> <hr/> <hr/>	<hr/> <hr/> <hr/> <hr/>
3.	<hr/> <hr/> <hr/> <hr/>	<hr/> <hr/> <hr/> <hr/>	<hr/> <hr/> <hr/> <hr/>
4.	<hr/> <hr/> <hr/> <hr/>	<hr/> <hr/> <hr/> <hr/>	<hr/> <hr/> <hr/> <hr/>
5.	<hr/> <hr/> <hr/> <hr/>	<hr/> <hr/> <hr/> <hr/>	<hr/> <hr/> <hr/> <hr/>

Evaluation: / 20 → **A+** **A** **B** **C** **D** **E**

19-20 16-18 14-15 10-13 5-9 2-4 0-1





☺ Movers Word-Find B ☺

Make your own word-find, and then give it to a friend to try!

1

2

3

4

5

6





7

8

9

10

11

12

13

14

15

16

17

18

19

20

21

22

23

24

25

26

27

28

29

30

31

32

33

34

35

36





251	bat			

252	neck			

253	coat			

254	aunt			

255	cheese			

Word Groups: Put the five words above into the correct groups

mother	bird		sweater	face
father		milk		shoulder
	chicken	bread	T-shirt	
uncle	mouse	apple	scarf	arm
parent	bear	cake	jacket	leg





256	cousin			

257	bear			

258	coffee			

259	shoulder			

260	apartment			

Word Groups: Put the five words above into the correct groups

house	arm	dog	tea	brother
stairs	neck	cat	water	sister
door	elbow	rabbit	juice	aunt
window	hand	cow	cola	uncle





261	stomach			

262	pasta			

263	dolphin			

264	daughter			

265	gloves			

Word Groups: Put the five words above into the correct groups

spaghetti	son	fish	coat	chest
chicken	sister	shark	sweater	legs
	brother	whale	scarf	
burger		frog		neck
sandwich	child		glasses	arms





266	sweater			

267	parent			

268	soup			

269	kangaroo			

270	tooth			

Word Groups: Put the five words above into the correct groups

T-shirt
jacket
shirt
coat

salad
bread
cheese
fruit

eye
ear
mouth
tongue

father
mother
man
woman

bear
koala
rabbit
squirrel





271	sandwich			

272	beard			

273	uncle			

274	balcony			

275	lion			

Word Groups: Put the five words above into the correct groups

chin
face
hair
man

tiger
cat
bear
animal

apartment
upstairs
door
window

bread
butter
cheese
salad

father
mother
aunt
man





276	cough			

277	bank			

278	comic book			

279	homework			

280	panda			

Word Groups: Put the five words above into the correct groups

fun	cold	post office	bear	school
read		library		pencil
picture	sick	hospital	zoo	notebook
character	throat	shop	black	study
	rainy		white	





281	tea			

282	earache			

283	curly			

284	kick			

285	cinema			

Word Groups: Put the five words above into the correct groups

straight	sick	run	popcorn	coffee
dark		hit	movie	drink
blonde	hurt		watch	hot
hair	ear	leg		cup
	face	sports	cola	





286	party			

287	mistake			

288	basement			

289	shop			

290	son			

Word Groups: Put the five words above into the correct groups

present	bank	boy	building	wrong
birthday	library	brother	downstairs	right
hat	bakery	child	ground	error
cake	supermarket	young	below	correct





291	library			

292	cloudy			

293	afraid			

294	floor			

295	forest			

Word Groups: Put the five words above into the correct groups

sad	tree	building	weather	
happy	outside	apartment		books
angry	animals		clouds	read
sleepy		first	rainy	school
	leaves	third	cold	city





296	above			

297	towel			

298	hospital			

299	video			

300	lift/elevator			

Word Groups: Put the five words above into the correct groups

watch	building	below	ambulance	bath
TV		up		water
film	floor	on	sick	bathroom
	apartment		nurse	
movie	up/down	high	doctor	wet





LEARNING TARGETS & FORMATIVE ASSESSMENT

[Writing / Listening / Speaking] Teacher:

Target	Learning Area	Learning Task	Grade
Pre-Test			
1			
2			
3			
4			
5			
6			
7			
8			
9			
10			
11			
12			
13			
14			
15			
16			
17			
18			
19			
20			
21			
22			
23			
24			
25			
Post-Test			

Using English

1	2	3	4	5
6	7	8	9	10
11	12	13	14	15
16	17	18	19	20

Politeness

1	2	3	4	5
6	7	8	9	10
11	12	13	14	15
16	17	18	19	20

Effort

1	2	3	4	5
6	7	8	9	10
11	12	13	14	15
16	17	18	19	20

Best Efforts!

1	2	3	4	5
6	7	8	9	10
11	12	13	14	15
16	17	18	19	20

