

Student Name:

# Flyers Skill Kit 2

SUPPLEMENTARY SKILL BUILDING FOR THE CAMBRIDGE YLE FLYERS 2 TEST PACK

**Jason D. Renshaw**

[www.englishraven.com](http://www.englishraven.com)

Ewha ALS Changwon



# Flyer's Skill Kit 2

SUPPLEMENTARY SKILL BUILDING FOR THE CAMBRIDGE YLE FLYERS 2 TEST PACK



**Jason D. Renshaw**

© 2005 [www.englishraven.com](http://www.englishraven.com)

Printed and distributed in Korea under license by Ewha ALS Changwon

*No part of this publication may be copied or redistributed for profit  
without the express permission of the publisher.*

**All Rights Reserved.**

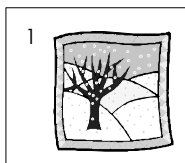





# 😊 Flyers Word-Find A 😊

Can find the words? Circle each word and try to draw a picture of it!


m	i	l	k	e	e	g	n	a	r	t	s
c	r	r	k	a	i	s	p	o	r	t	s
o	o	a	b	v	n	e	a	c	y	d	c
l	t	e	e	o	t	e	r	n	l	d	a
d	c	h	w	f	s	s	k	o	g	r	m
g	a	i	i	e	t	h	e	o	u	i	e
t	n	s	n	i	e	a	t	n	j	v	r
g	a	t	t	o	a	k	b	b	d	e	a
k	l	r	e	t	l	y	e	a	m	n	n
r	s	a	r	o	o	t	f	n	t	d	s
e	s	n	a	h	p	i	l	k	d	n	w
v	a	g	c	p	l	c	o	w	h	i	e
e	r	i	f	m	s	u	o	m	a	f	r
l	g	a	q	h	o	r	r	i	b	l	e
c	t	h	i	n	k	t	c	e	s	n	i




snowing




weekend



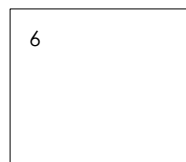
drive



fire



sang



cold





7

floor

8

winter

9

sports

10

horrible

11

actor

12

famous

13

film

14

city

15

steal

16

bank

17

park

18

camera

19

grass

20

take

21

answer

22

photo

23

send

24

strange

25

pet

26

bat

27

think

28

ugly

29

clever

30

eat

31

insect

32

find

33

give

34

milk

35

hear

40

noon







**Listening: Identifying Distracters**

Look at the picture on page 25 of your test book.

Look and listen to the listening script again. What are the distracters?

<p><b>Listening Script:</b></p> <p><b>Boy:</b> Can you see Betty?  <b>Girl:</b> Yes, she's next to the pyramid.  <b>Boy:</b> What's she doing?  <b>Girl:</b> She's pointing at the camels.</p>	
<p><b>Boy:</b> And which girl's Mary?  <b>Girl:</b> Can you see the biggest camel?  <b>Boy:</b> Yes!  <b>Girl:</b> Well, Mary's standing next to it.</p>	
<p><b>Girl:</b> What about David?  <b>Boy:</b> David's standing next to the pyramid.  <b>Girl:</b> Is he the boy who's laughing?  <b>Boy:</b> No, that isn't him. David's taking photos.</p>	
<p><b>Boy:</b> Where's Ben?  <b>Girl:</b> He's trying to get on the camel.  <b>Boy:</b> Oh yes. It's difficult, isn't it?</p>	
<p><b>Girl:</b> Look at Sally!  <b>Boy:</b> Why? What's she doing?  <b>Girl:</b> She's just fallen off her camel.  <b>Boy:</b> Oh. Has she hurt her head?  <b>Girl:</b> No, I think she's OK.</p>	
<p><b>Boy:</b> Which boy is Richard?  <b>Girl:</b> He's standing over there – next to that girl.  <b>Boy:</b> Oh yes, he's whispering something to her.  <b>Girl:</b> Yes, but I can't hear him!</p>	







**Vocabulary: Words about the same idea**

Look at page 27 of your test book. Think of eight words that can be used in relation to each picture. Then listen to the script again and circle any words you hear.

A. 


B. 


C. 


D. 


E. 


F. 


G. 


H. 


Evaluation: 

--	--	--	--	--	--	--	--

 / 20 → **A+**   **A**   **B**   **C**   **D**   **E**   **F**







  **Listening Skill: Finding Distracters** 

Look at the pictures on page 28 and 29 of your test book.  
Attach the listening script to this page and then circle and discuss the distracters.





## **Listening and Following Instructions**

Glue your pictures here. Then listen to the teacher and work with your friends!

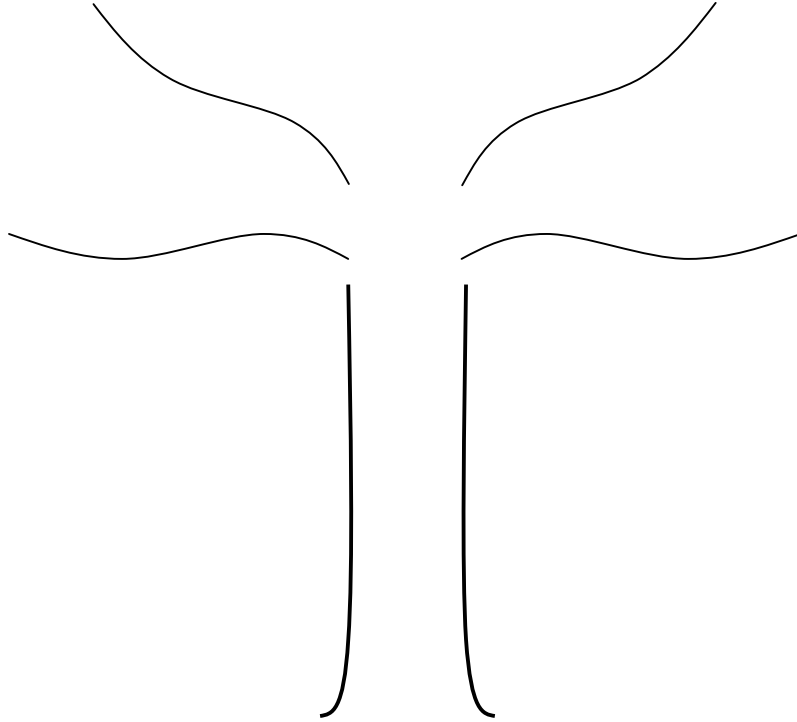




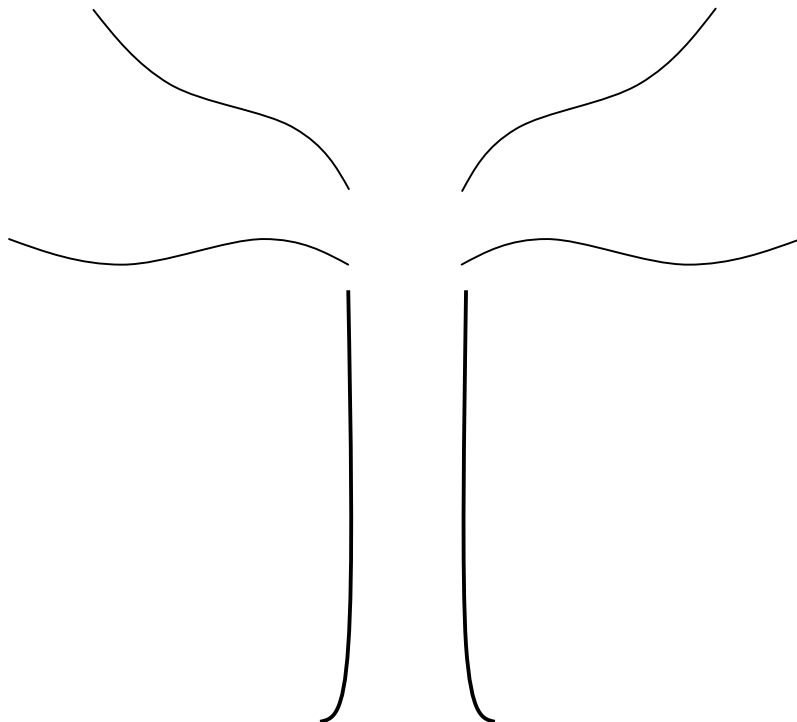
 **Vocabulary Trees** 

Look at the key words and clues on page 31 of your test book.  
Make a word tree for each key word.

Ex.



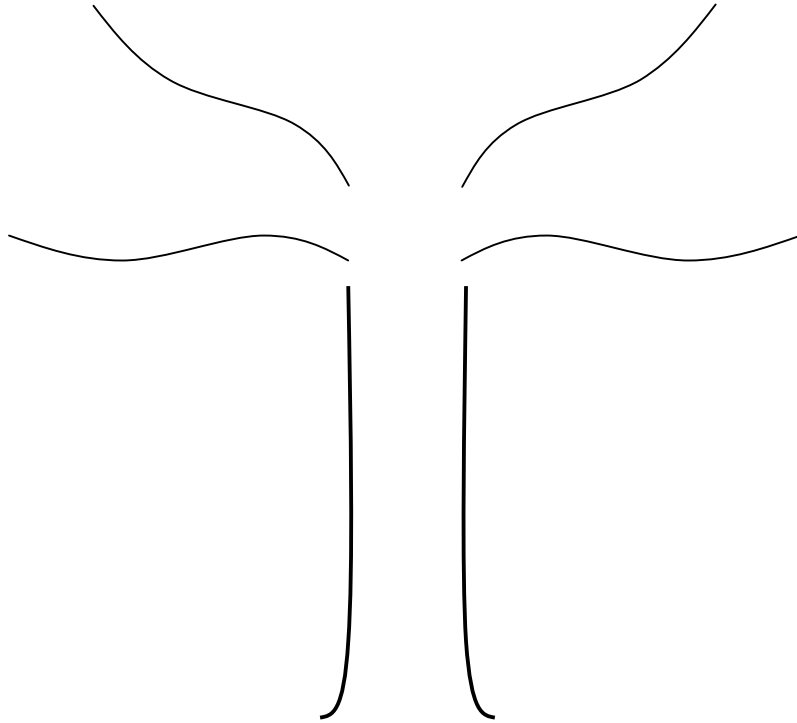
1.



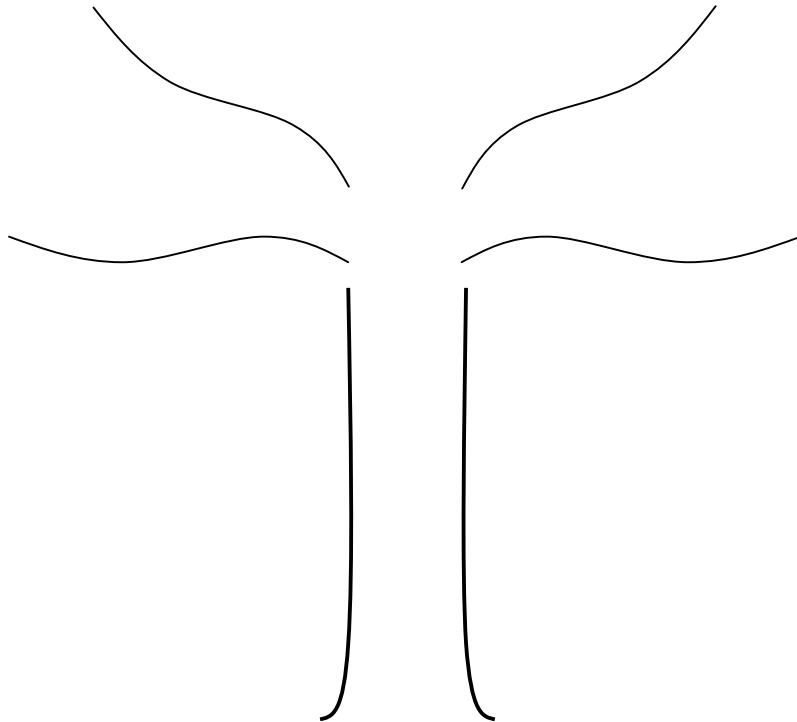


 **Vocabulary Trees** 

2.



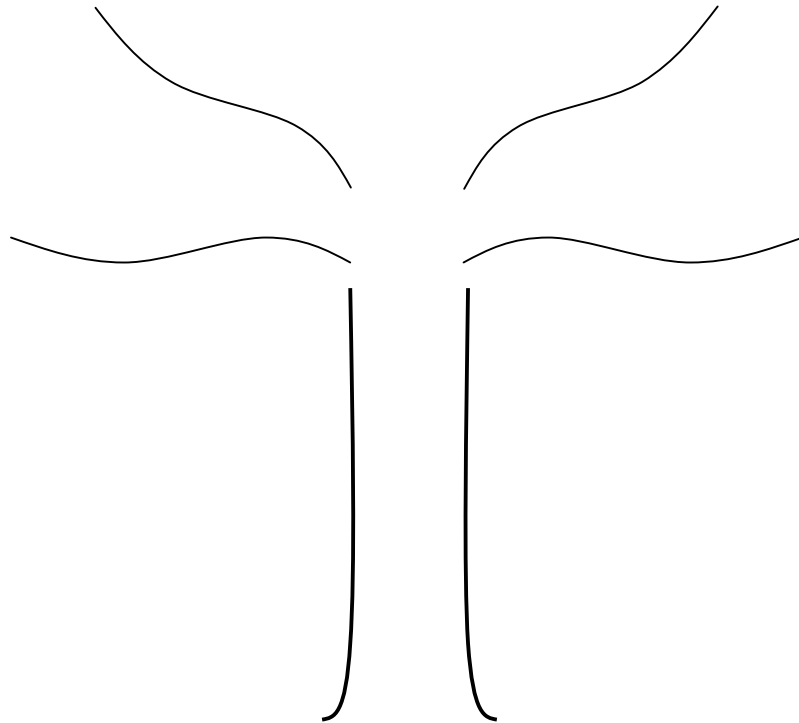
3.



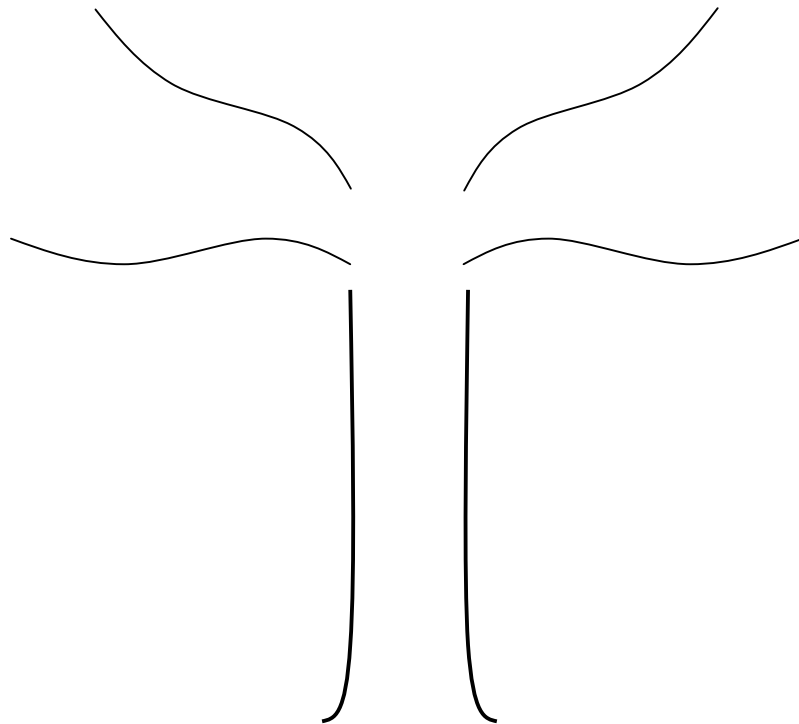


 **Vocabulary Trees** 

4.



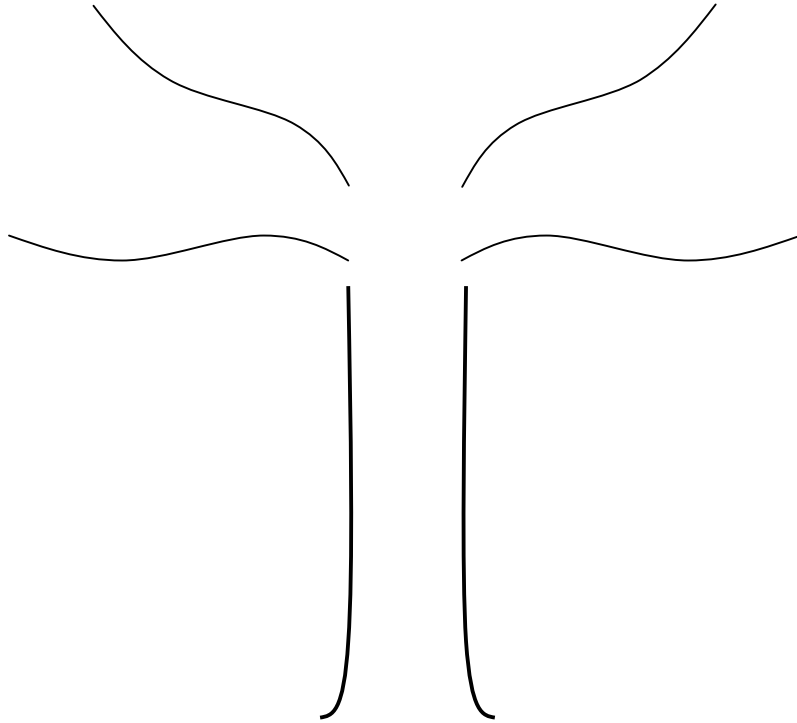
5.



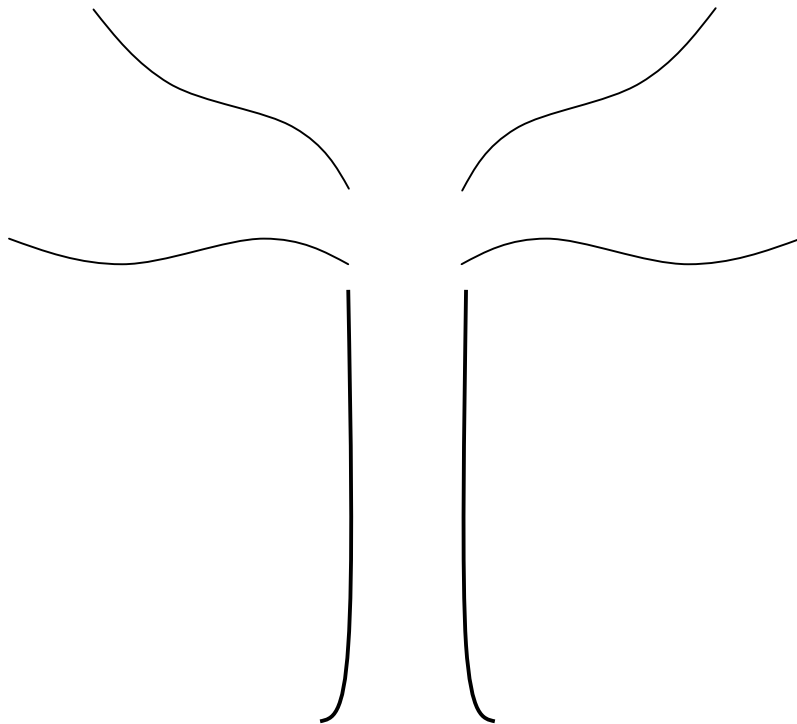


 **Vocabulary Trees** 

6.



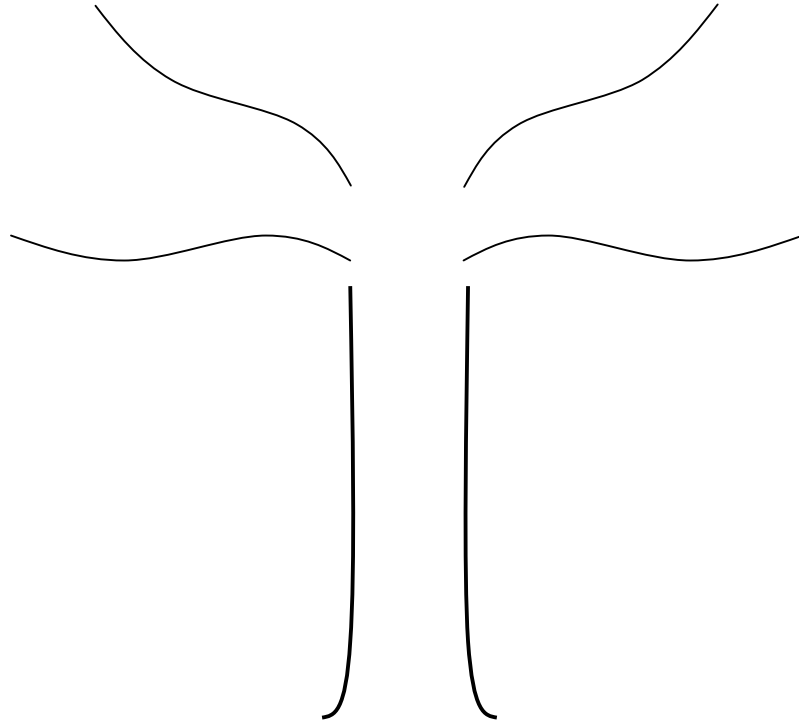
7.



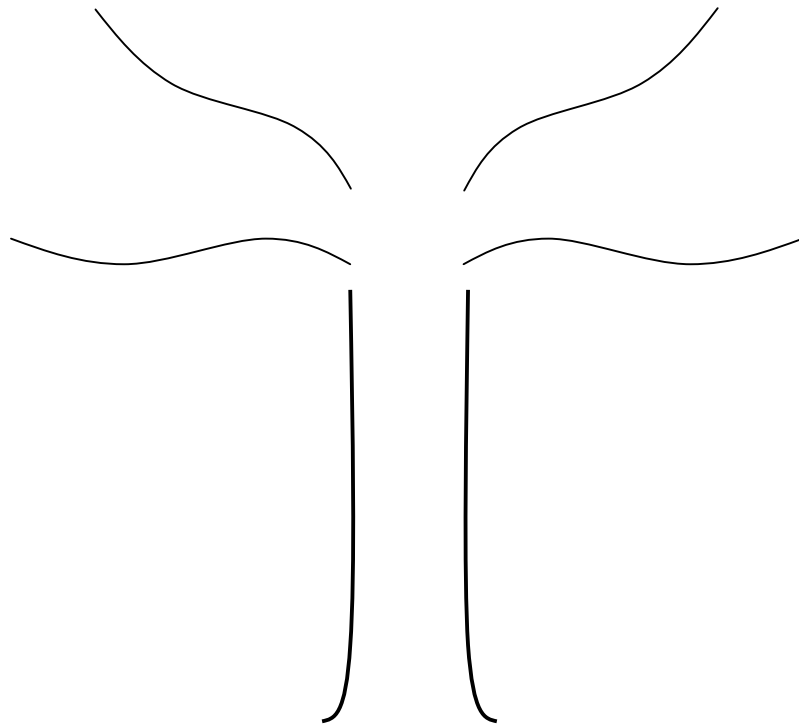


 **Vocabulary Trees** 

8.



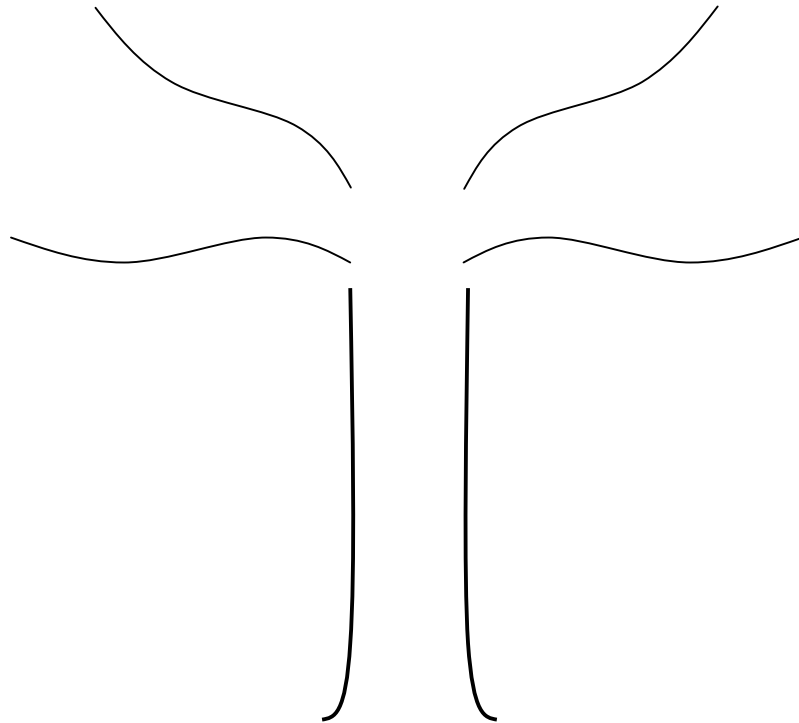
9.






Vocabulary Trees

10.



Evaluation:  / 20



19-20	16-18	14-15	10-13	5-9	2-4	0-1
<b>A+</b>	<b>A</b>	<b>B</b>	<b>C</b>	<b>D</b>	<b>E</b>	<b>F</b>







### 📄 Sentence Transformation ✍️

Look at the picture and true/false sentences on pages 32 and 33 of your test book.  
Change the sentences so that "yes" answers become "no", and "no" answers become "yes".

Ex 1. \_\_\_\_\_ 

YES	NO
-----	----

\_\_\_\_\_

Ex 2. \_\_\_\_\_ 

YES	NO
-----	----

\_\_\_\_\_

1. \_\_\_\_\_ 

YES	NO
-----	----

\_\_\_\_\_

2. \_\_\_\_\_ 

YES	NO
-----	----

\_\_\_\_\_

3. \_\_\_\_\_ 

YES	NO
-----	----

\_\_\_\_\_

4. \_\_\_\_\_ 

YES	NO
-----	----

\_\_\_\_\_

5. \_\_\_\_\_ 

YES	NO
-----	----

\_\_\_\_\_

6. \_\_\_\_\_ 

YES	NO
-----	----

\_\_\_\_\_

7. \_\_\_\_\_ 

YES	NO
-----	----

\_\_\_\_\_

Evaluation: 

	/	20
--	---	----

 →

19-20	16-18	14-15	10-13	5-9	2-4	0-1
<b>A+</b>	<b>A</b>	<b>B</b>	<b>C</b>	<b>D</b>	<b>E</b>	<b>F</b>



**Reading and Writing: Prompts and Responses** ✎

Write the answer for each question/prompt using pages 34–35 of your test book.

Then make questions/prompts for the other answers.

---

Ex. **Jill:** It was your birthday yesterday, wasn't it?

**Paul:**  Yes, it was.

---

**Jill:** *It's my birthday today.*

**Paul:**  Happy birthday!

---

**Jill:** *Were you at a birthday party yesterday, Paul?*

**Paul:**  Yes, I was.

---

1. **Jill:** \_\_\_\_\_

**Paul:**  Yes, I have.

---

**Jill:** \_\_\_\_\_

**Paul:**  No, we went to a restaurant.

---

**Jill:** \_\_\_\_\_

**Paul:**  All right.

---





2. **Jill:** \_\_\_\_\_

Paul:  The bike from my parents.

\_\_\_\_\_

**Jill:** \_\_\_\_\_

Paul:  Yes, I loved it.

\_\_\_\_\_

**Jill:** \_\_\_\_\_

Paul:  I wanted a camera.

---

3. **Jill:** \_\_\_\_\_

Paul:  Yes, I like it.

\_\_\_\_\_

**Jill:** \_\_\_\_\_

Paul:  It's red and black.

\_\_\_\_\_

**Jill:** \_\_\_\_\_

Paul:  Because it's new.

---

4. **Jill:** \_\_\_\_\_

Paul:  Yes, excellent!

\_\_\_\_\_

**Jill:** \_\_\_\_\_

Paul:  Yes, I'm sure.

\_\_\_\_\_

**Jill:** \_\_\_\_\_

Paul:  Yes, I will.





5. **Jill:** \_\_\_\_\_

**Paul:**  At half past three.

**Jill:** \_\_\_\_\_

**Paul:**  See you later.

**Jill:** \_\_\_\_\_

**Paul:**  Outside the bus station.

Evaluation:  →


19-20	16-18	14-15	10-13	5-9	2-4	0-1
<b>A+</b>	<b>A</b>	<b>B</b>	<b>C</b>	<b>D</b>	<b>E</b>	<b>F</b>







**Part 5**




A series of horizontal lines for writing practice, starting from the first line below the box and extending to the bottom of the page.





Part 6



Lined writing area with horizontal lines for text.

Evaluation: 

/ 20
------

 →

19-20	16-18	14-15	10-13	5-9	2-4	0-1
<b>A+</b>	<b>A</b>	<b>B</b>	<b>C</b>	<b>D</b>	<b>E</b>	<b>F</b>



 **Reading/Grammar/Writing** 

Look at the passage you completed on page 42 of your test book.  
Then look at this new version of the story. What's different?

This summer Michael goes camping for four days. Before he leaves, his mum helps him to put some things in his rucksack. His mother asks, 'How many clothes did the people ask you to bring?' He says, 'I'll need three sweaters, some socks, five T-shirts and some shorts.' His mum asks, 'How many days are you going for?' and Michael answers, 'Four days.' Then his mother laughs and says, 'But your rucksack won't be big enough to carry all those clothes. What else are you going to need?' Michael thinks for a moment and says, 'Well, Peter went camping last year so he has a tent and I don't need one. Oh, I would like to take a torch, then we can see when it's dark. Can you give me some chocolate and biscuits too, please, Mum? We might be hungry.' His mum says, 'OK. And would you like one bottle of lemonade?' Michael says, 'Oh, yes, please. I think that's everything. I'm ready. Goodbye, Mum.' His mum says, 'Bye,' and then she laughs again and says, 'Michael, did Peter tell you how big his tent is? Maybe it only has room for one person...!'







 **Reading/Grammar/Writing** 

Write down the ways the two stories are different...

---

---

---

---

---

---

---

---

---

---

---

---

---

---

---

---

---

---

---

---

---

---

---

---

---

---

---

Evaluation: 

	/	20
--	---	----

→

19-20	16-18	14-15	10-13	5-9	2-4	0-1
<b>A+</b>	<b>A</b>	<b>B</b>	<b>C</b>	<b>D</b>	<b>E</b>	<b>F</b>



# Global Listening

Listen carefully and take notes. After three readings of the text, use your notes to 'reconstruct' the text.



Notes:

Text Reconstruction:

Section 1

---



---



---



---



---



---



---



---



---



---



---



---



---



---



---


Section 2

Now use the information you gathered to answer the key questions below:

1.	Qu:	A:
2.	Qu:	A:
3.	Qu:	A:
4.	Qu:	A:
5.	Qu:	A:

Evaluation:

	/	20
--	---	----



19-20    16-18    14-15    10-13    5-9    2-4    0-1  
**A+**    **A**    **B**    **C**    **D**    **E**    **F**





  **Comparing and Contrasting** 

Look at the different pictures on pages 70-71 of your test book.

Write down the similarities and differences and the practice expressing them in speaking.

Similarities	Differences
_____	_____
_____	_____
_____	_____
_____	_____
_____	_____
_____	_____
_____	_____
_____	_____
_____	_____
_____	_____
_____	_____
_____	_____
_____	_____
_____	_____
_____	_____
_____	_____
_____	_____
_____	_____
_____	_____
_____	_____
_____	_____
_____	_____
_____	_____
_____	_____
_____	_____
_____	_____
_____	_____
_____	_____
_____	_____
_____	_____
_____	_____
_____	_____
_____	_____
_____	_____
_____	_____





# Writing and Speaking: Making Information Qs

Write down information questions for the five categories you see on pages 72/73.

Then practice asking and answering the questions with a friend.

---

---

---

---

---

---

---

---

---

---

---

---

---

---

---

---

---

---

---

---

---

---

---

---

Evaluation: 

/	20
---	----

19-20	16-18	14-15	10-13	5-9	2-4	0-1
<b>A+</b>	<b>A</b>	<b>B</b>	<b>C</b>	<b>D</b>	<b>E</b>	<b>F</b>





**Finding Out**

Write an answer for each question.

Question:	My answer to this question:
<b>1. Do you live in the city or in the country?</b>	<hr/> <hr/> <hr/> <hr/>
<b>2. Who lives with you?</b>	<hr/> <hr/> <hr/> <hr/>
<b>3. Which is the nicest room in your house?</b>	<hr/> <hr/> <hr/> <hr/>
<b>4. What can you see from the window?</b>	<hr/> <hr/> <hr/> <hr/>
<b>5. Tell me more about your house.</b>	<hr/> <hr/> <hr/> <hr/>

Question Formation

Effort/Cooperation

Clarity and Fluency

Grammar/Accuracy

/ 5

/ 5

/ 5

/ 5





**Finding Out**

Now ask three friends and write down their answers.

	Student 1:	Student 2:	Student 3:
1.	<hr/> <hr/> <hr/> <hr/>	<hr/> <hr/> <hr/> <hr/>	<hr/> <hr/> <hr/> <hr/>
2.	<hr/> <hr/> <hr/> <hr/>	<hr/> <hr/> <hr/> <hr/>	<hr/> <hr/> <hr/> <hr/>
3.	<hr/> <hr/> <hr/> <hr/>	<hr/> <hr/> <hr/> <hr/>	<hr/> <hr/> <hr/> <hr/>
4.	<hr/> <hr/> <hr/> <hr/>	<hr/> <hr/> <hr/> <hr/>	<hr/> <hr/> <hr/> <hr/>
5.	<hr/> <hr/> <hr/> <hr/>	<hr/> <hr/> <hr/> <hr/>	<hr/> <hr/> <hr/> <hr/>

Evaluation:  / 20 → **A+** **A** **B** **C** **D** **E** **F**


19-20   16-18   14-15   10-13   5-9   2-4   0-1





# 😊 Flyers Word-Find B 😊

Make your own word-find, and then give it to a friend to try!



1

\_\_\_\_\_

2

\_\_\_\_\_

3

\_\_\_\_\_

4

\_\_\_\_\_

5

\_\_\_\_\_

6

\_\_\_\_\_





7

\_\_\_\_\_

8

\_\_\_\_\_

9

\_\_\_\_\_

10

\_\_\_\_\_

11

\_\_\_\_\_

12

\_\_\_\_\_

13

\_\_\_\_\_

14

\_\_\_\_\_

15

\_\_\_\_\_

16

\_\_\_\_\_

17

\_\_\_\_\_

18

\_\_\_\_\_

19

\_\_\_\_\_

20

\_\_\_\_\_

21

\_\_\_\_\_

22

\_\_\_\_\_

23

\_\_\_\_\_

24

\_\_\_\_\_

25

\_\_\_\_\_

26

\_\_\_\_\_

27

\_\_\_\_\_

28

\_\_\_\_\_

29

\_\_\_\_\_

30

\_\_\_\_\_

31

\_\_\_\_\_

32

\_\_\_\_\_

33

\_\_\_\_\_

34

\_\_\_\_\_

35

\_\_\_\_\_

36

\_\_\_\_\_







351	clown			

352	yesterday			

353	wake up			

354	first			

355	field			

**Word Groups:** Put the five words above into the correct groups

tomorrow	bed		grass	second
week		circus		third
	bedroom	funny	cow	
time	morning	hat	sheep	fourth
before	sleep	person	farm	one





356	one			

357	zoo			

358	grandson			

359	bad			

360	cry			

**Word Groups:** Put the five words above into the correct groups

two	sad	animal	child	good
three	eyes	lion	boy	wrong
four	baby	tiger	family	worse
first	angry	penguin	grandparents	worst





361	moustache			

362	fat			

363	film			

364	Wednesday			

365	home			

**Word Groups:** Put the five words above into the correct groups

Thursday
Tuesday
yesterday
tomorrow

thin
big
long
eat

hair
face
man
mouth

cinema
watch
movie
camera

house
family
apartment
room





366	different			

367	fly			

368	rainbow			

369	lake			

370	blonde			

**Word Groups:** Put the five words above into the correct groups

hair
girl
yellow
fair

water
swim
fish
river

color
cloudy
weather
rain

bug
mosquito
insect
camping

same
look
see
think





371	people			

372	evening			

373	famous			

374	pirate			

375	fan			

**Word Groups:** Put the five words above into the correct groups

boat
sea
treasure
island

night
dinner
afternoon
dark

hot
home
wind
room

person
many
men
women

star
movie
person
money





376	before			

377	Thursday			

378	two			

379	easy			

380	bus station			

**Word Groups:** Put the five words above into the correct groups

difficult	three	Friday	yesterday	holiday
study		Wednesday		travel
understand	four	week	last week	driver
quick	five	day	time	wait
	second		after	





381	below			

382	thirsty			

383	star			

384	ours			

385	third			

**Word Groups:** Put the five words above into the correct groups

	hungry	under	fourth	sky
yours		down	fifth	night
theirs	drink		sixth	look
mine	juice	above		evening
us	hot	downstairs	three	





386	three			

387	market			

388	opposite			

389	bowl			

390	music			

**Word Groups:** Put the five words above into the correct groups

food
buy
shop
people

guitar
piano
sing
play

cup
glass
food
spoon

place
different
across
side

four
five
six
third







391	wet			

392	cloud			

393	grass			

394	choose			

395	four			

**Word Groups:** Put the five words above into the correct groups

sky	weather	five	field	
rain	water	six		many
gray / grey	cold		green	point
coat		seven	lawn	want
	dry	fourth	ant	buy





396	bottom			

397	fine			

398	second			

399	fourth			

400	carry			

**Word Groups:** Put the five words above into the correct groups

fifth	help	weather	below	third
sixth		sunny		fourth
seventh	lift	good	under	fifth
	heavy		stairs	
four	hands	happy	top	two





401	leaf			

402	out of			

403	granddaughter			

404	rain			

405	get up			

**Word Groups:** Put the five words above into the correct groups

water	into	morning	girl	tree
sky		wake up	young	green
cloud	from	breakfast	child	branch
umbrella	box	bed	daughter	twig
	hole			





406	help			

407	farm			

408	up			

409	strong			

410	world			

**Word Groups:** Put the five words above into the correct groups

	kind	down	countryside	muscles
big		across	animals	arms
travel	carry		fields	big
round	give	above		healthy
sea	friend	fly	farmer	





411	climb			

412	downstairs			

413	after			

414	snow			

415	fair			

**Word Groups:** Put the five words above into the correct groups

cold	later	blonde	below	mountain
winter	time	hair	floor	up
	follow	skin	down	
scarf		white		rock
boots	before		under	hike





416	five			

417	address			

418	place			

419	week			

420	theirs			

**Word Groups:** Put the five words above into the correct groups

home	park	hour	they	
house	library	day		six
street	school		mine	seven
number		month	yours	eight
	home	year	his	fifth





421	stomachache			

422	wait			

423	jungle			

424	quick			

425	Friday			

**Word Groups:** Put the five words above into the correct groups

bus stop	Saturday	fast	hurt	tree
sit down		easy		snake
want	Thursday	run	sick	hot
	week		food	
before	day	slow	hospital	monkey





# LEARNING TARGETS & FORMATIVE ASSESSMENT

[Writing / Listening / Speaking] Teacher:

Target	Learning Area	Learning Task	Grade
<b>Pre-Test</b>			
1			
2			
3			
4			
5			
6			
7			
8			
9			
10			
11			
12			
13			
14			
15			
16			
17			
18			
19			
20			
21			
22			
23			
24			
25			
<b>Post-Test</b>			

<input checked="" type="checkbox"/> Using English				
1	2	3	4	5
6	7	8	9	10
11	12	13	14	15
16	17	18	19	20

<input checked="" type="checkbox"/> Politeness				
1	2	3	4	5
6	7	8	9	10
11	12	13	14	15
16	17	18	19	20

<input checked="" type="checkbox"/> Effort				
1	2	3	4	5
6	7	8	9	10
11	12	13	14	15
16	17	18	19	20

<input checked="" type="checkbox"/> Best Efforts!				
1	2	3	4	5
6	7	8	9	10
11	12	13	14	15
16	17	18	19	20

