

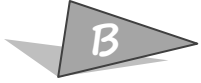


Boost! Speaking...

UNPLUGGED!



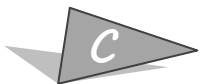
Think about the class topic/scene for today. Talk in pairs or groups.



Based on your conversation in (A), make a speaking script!

SCENE/TOPIC:

A large rectangular box with rounded corners and a black border, containing 18 horizontal lines for writing.



Write some questions about your conversation to ask the class.

- ▶
- ▶
- ▶

D

Work with the teacher and class to write about a **SPEAKING SKILL**.

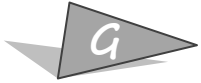
SPEAKING SKILL:

E

Write out some sentences from your dialogue. Underline words in each sentence and show how they could be changed for other words.

F

Look at your dialogue. Choose sounds, words and sentences to practice your **PRONUNCIATION**.



Use part (or all) of your dialogue to make a puzzle!

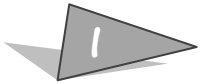
Lined writing area for creating a puzzle from dialogue.



Write a new dialogue. Try to use new skills you have learned!

SCENE/TOPIC:

Lined writing area for creating a new dialogue.



Make true/false statements about the dialogue you made in (H).



Ask three other classmates about the dialogues they made in (H).



Write a letter, report or story based on what you have learned!

(Use a separate piece of paper or your notebook)

